

Cube MX240-CB




ECE certified - ECE R7R112

The necessary tests and approvals were carried out and an ECE type approval was granted. ECE reference number: 50



Combo Beam

Designed for both: far-field and near-field illumination. For widespread illumination in the near field and spot illumination in the far field.



Light beam up to 430 m length

See and be seen with OSRAM



on-road & off-road

Versatile applicable and flexible in use. On-road & off-road, in terrain, at work and in the spare time.

Product datasheet



Bringing light to life with OSRAM LEDriving driving and working lights

Considerable foresight on dark country roads, forest paths, off the beaten tracks, off-road and on-road- this can be achieved with the OSRAM LEDriving Cube MX240-CB. With its 16 powerful, high-performance long-life LEDs, the OSRAM LEDriving Cube MX240-CB has a range of up to 430 meters and thus offers the driver impressive foresight on-road and off-road. Even in dim light and reduced visibility due to external environmental influences, the OSRAM LEDriving Cube MX240-CB with up to 6000 Kelvin can provide conditions similar to daylight. The power package with up to 4000 lumens of luminosity scores with highest optical efficiency and homogeneous light distribution. This results in the possibility of an improved view for you and the improved visibility of your vehicle by other road users, and consequently also increased safety on-road and off-road. Whether on-road or off-road - The OSRAM LEDriving Cube MX240-CB impresses with its powerful performance and a long service life with up to 5000 hours. Versatile applicable, it defies numerous environmental influences and, thanks to high-quality materials such as the aluminum housing and the stable polycarbonate lens, it is particularly light and at the same time robust and resistant. The OSRAM LEDriving Cube MX240-CB has been tested and validated with the IP-Protection Class IP69K in our DIN certified environmental simulation laboratory for extreme external influences regarding water, dust, impacts, heat, cold and permanent vibration. The integrated driver and the thermal management system regulate the temperature of the LED Lightbar and can thus prevent damage from overheating. The polarity protection inhibits the wrong polarity of the voltage supply and can thus prevent possible damage by automatically switching off the LEDs. On-road and off-road, the OSRAM LEDriving Cube MX240-CB is an effective and efficient addition to your vehicle. No registration or entry in the vehicle documents is necessary for these ECE-certified LED driving lights²⁾. ECE reference number: 50The OSRAM LEDriving Cube MX240-CB can be attached to cars, trucks, agricultural machinery, farm machinery, commercial vehicles, construction vehicles, caravans, off-road vehicles and quads²⁾. The OSRAM LEDriving Cube MX240-CB is versatile applicable and flexible in use.²⁾ OSRAM LEDriving Driving Lights are approved according to ECE regulations and may therefore be installed and operated on public roads. Please note: Special installation regulations apply. In addition to ECE approval of the product, individual special requirements and legislation of the countries must be observed.

Product datasheet

Technical data

Product information

Order reference	LEDDL113-CB
Application (Category and Product specific)	Additional high beam and position light

Electrical data

Nominal voltage	12/24 V
Nominal wattage	70/1,5 W
Test voltage	13.5 V

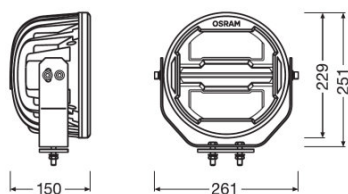
Photometrical data

Luminous flux	4000 lm
Color temperature	6000 K
Light distance at 1lx	430 m

LED module information

Number of LEDs per module	10/16
---------------------------	-------

Dimensions & weight



Product weight	3380.00 g
Length	241 mm
Width	169 mm
Height	134 mm

Lifespan

Lifespan Tc	5000 h
Guarantee	5 years

Product datasheet

Additional product data



Luminous intensity distribution

Connector to lamp	Open wire
Product remark	Beam Pattern: Combo

Capabilities

Technology	LED ¹⁾
-------------------	-------------------

¹⁾ Light-emitting diode application

Certificates & standards

Standards	ECE R10, R112, R7
Approval marks – approval	E4 approval
Type of protection	IP69K

Country specific categorizations

Order reference	LEDDL113-CB
------------------------	-------------

Logistical data

Commodity code	851220009000
-----------------------	--------------



Logistical Data

Product datasheet

Product code	Product description	Packaging unit (Pieces/Unit)	Dimensions (length x width x height)	Volume	Gross weight
4062172154017	Cube MX240-CB	Folding carton box 1	300 mm x 270 mm x 160 mm	12.96 dm ³	3446.22 g
4062172154024	Cube MX240-CB	Shipping carton box 2	320 mm x 292 mm x 357 mm	33.36 dm ³	8372.00 g

The mentioned product code describes the smallest quantity unit which can be ordered. One shipping unit can contain one or more single products. When placing an order, for the quantity please enter single or multiples of a shipping unit.

Download Data

File
 User instruction LEDriving Cube MX240-CB
 360 Degree Image LEDriving Round MX260-CB

Legal advice:

The installation of the OSRAM LEDriving Cube MX240-CB is fully ECE compliant and therefore registration free. This does not include individual custom requirements of countries, in addition to the standardized ECE certification of the product.

1) Precise terms and conditions at: www.osram.com/am-guarantee

2) OSRAM LEDriving Driving Lights are approved according to ECE regulations and may therefore be installed and operated on public roads. Please note: Special installation regulations apply. In addition to ECE approval of the product, individual special requirements and legislation of the countries must be observed.

Refer to www.osram.com/am-guarantee for precise conditions

Application advice

For more detailed application information and graphics please see product datasheet.

Disclaimer

Subject to change without notice. Errors and omission excepted. Always make sure to use the most recent release.

OSRAM