



## TECHNICAL DATA / FEATURES

- dimensions: 104x120x100
- source of light: H3
- maximum power: 70W
- nominal voltage: 12V-24V DC
- optics: FF
- light distribution angle: 45°, 24-45° x 25-46°
- IP rating: IP66, IP69K
- housing's material: plastic
- housing's colour: black
- lens' material: glass
- built-in connectors: AMP Faston 250
- other: shock absorber  
handle (option)  
adjustable light beam pattern (option)



## ADDITIONAL INFORMATION

Work lamps are used to illuminate working space near vehicles, tractors, slow-moving machines and any other places where indicated voltage is available.

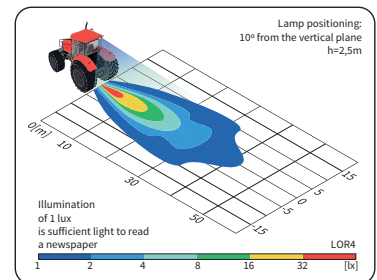
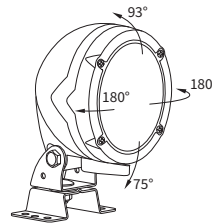
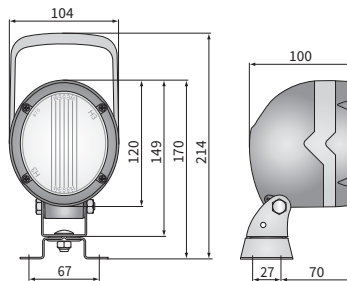
Mounting: as a freestanding on body panels. They can be installed in an upright or upside down position.

With adjustable beam width, they can illuminate surrounding foreground (wide beam, similar to work lamp) or farther areas (spot beam, similar to fog lamp).

Useful parts while installing:

AMP Faston 250 plug 2-pin - cat. No. A.07138

## DIMENSIONS



Cat. number	Hella Catal. No.	IP rating		Additional options	adjustable light beam		Beam angle		Accessories					Packaging / pc	
		IP66	IP69K				45°	24-45° x 25-46°	bulb H3 12V	bulb H3 24V	handle	shock absorber	omega bracket	AMP Faston connector	carton box
LOR4.39020	1GM 996 134-027	✓	✓			✓									1
LOR4.39021	1GM 996 134-027	✓	✓					✓							1
LOR4.39022	1GM 996 134-071	✓	✓			✓			✓						1
LOR4.39030	1GM 996 134-241	✓	✓			✓				✓					1
LOR4.39031	1GM 996 134-241	✓	✓			✓		✓							1
LOR4.39032	1GM 996 134-241	✓	✓			✓			✓						1
LOR4.39000		✓		✓			✓								1
LOR4.39001		✓		✓			✓		✓						1
LOR4.39010		✓		✓			✓			✓					1
LOR4.39011		✓		✓			✓		✓						1
LOR4.39012		✓		✓			✓		✓						1