




- Driving Beam, Amber and Clear Position Light
- LED Quantity - Driving Beam: 18pcs - Driving Beam: 162W
- LED Quantity - Position Light - 40pcs - Amber - 1W
- LED Quantity - Position Light - 40pcs - Clear - 1W
- Beam Pattern: Driving Beam
- Voltage: 10-32V
- Lumens: 9,000lm
- Current Draw: 8.4amps@12V & 4.2amps@24V
- LUX Rate: 1 LUX@650M | 0.25 LUX@1300M
- Housing Material: Die Cast Aluminium
- Mounting Bracket: Stainless Steel
- Working Range Temperature: -40°C - +65°C
- Working Colour Temperature: 5,000 - 5,500K
- Lens Material: Polycarbonate
- ECE R10/R148/R149
- RoHS Compliant
- IP Rating: IP69K
- Connector Method: Cable - 50CM
- Weight: 1.25kg
- Life Span: 30,000+ Hours
- 3 Year Warranty



Information:



Part No.:	Description:	Beam Pattern:	Position Light:	Voltage:	Lumens:	Weight:
1001-2990	NOVA	Driving Beam	Amber & Clear	10-32V	9,000lm	1.25kg

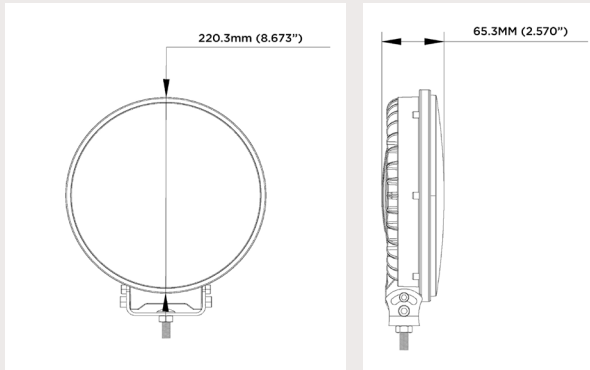
"Quality and style for every mile"

Available from your nearest dealer

www.boremanltd.com | info@boremanltd.com | Tel: +353 49 4367049



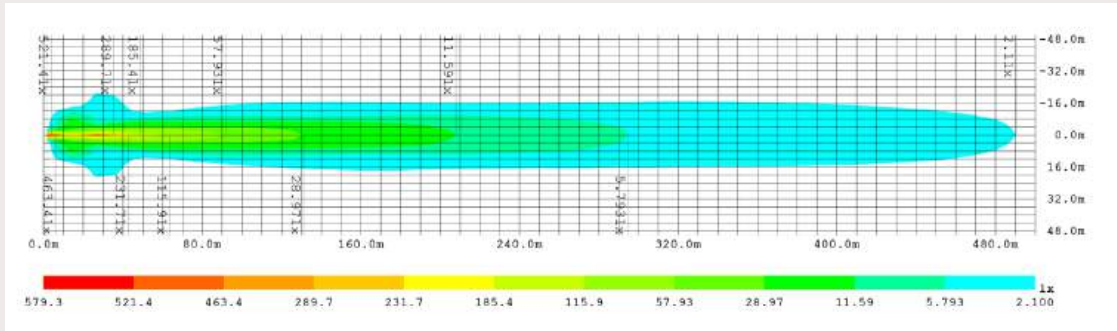
Dimensions:




Wiring Protocol:




Beam Pattern:



Front, Side and Back View:



AMBER POSITION LIGHT



CLEAR POSITION LIGHT